

THERMOSTAT NUMERICAL LISTING


Use as a guide only. Refer to pages 4 to 36 for specific applications

33006 160°F
33008 180°F
33009 195°F
33010 205°F




ALFA-ROMEO	1982-56
AMERICAN MOTORS	1979-61
ANGLIA	
AUSTIN & AUSTIN HEALEY	1981-53
BORGWARD	
BRICKLIN	1975-74
BUICK	1981-33
CADILLAC	1967-83
CHECKER	1984-47
CHEVROLET (Cars)	1993-33
CHEVROLET (Light Trucks)	1991-55
CORTINA	
DODGE (Cars)	1983-51
DODGE (Light Trucks)	1987-60
FIAT	
FORD ENGLISH	
FORD (Cars)	1996-49
FORD (Light Trucks)	1996-63
FRASER	
GMC (Light Trucks)	1991-37
HILLMAN	1981-51
HUDSON	1957-55
HUMBER	1981-57
JAGUAR	1974-49
JEEP	1978-39
KAISER	
LINCOLN	1978-88
MERCEDES BENZ	
MERCURY	1983-49
METROPOLITAN	
M.G.	1981-53
MORGAN	1981-51
MORRIS	1981-50
NASH	1957-55
OLDSMOBILE	1980-49
OPEL	1980-56
PACKARD	1958-35
PLYMOUTH	1983-60
PONTIAC	1976-33
PREFECT	
RILEY	1962-54
ROVER	1990-47
SAAB	1976-65
SIMCA	1982-68
SINGER	1980-52
STUDEBAKER	1966-39
SUNBEAM	1967-53
TRIUMPH	1981-49
VANGUARD	
VAUXHALL	1981-52
WILLYS	
WOLSELEY	1981-48
ZEPHYR-ZODIAC	

33026 160°F
33028 180°F



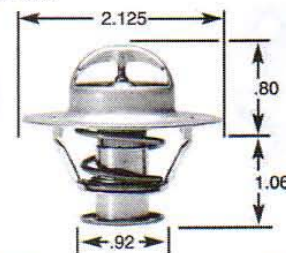
CHEVROLET (Light Trucks)	1966-59
CHRYSLER	1954-40
DESOTO	1956-40
DODGE (Cars)	1950-40
DODGE (Light Trucks)	1959-50
GMC (Light Trucks)	1966-59
HUDSON	1954-53
LINCOLN	1957-52
MERCURY	1957
PLYMOUTH (Cars)	1959-41

33036 160°F
33038 180°F
33039 195°F



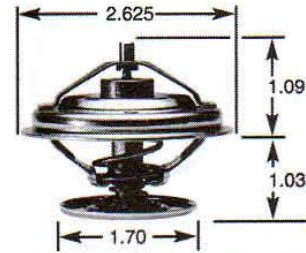
AMERICAN MOTORS	1966-55
BUICK	1966-53
CADILLAC	1962-42
CHRYSLER	1978-59
DESOTO	1961-53
DODGE (Cars)	1978-49
DODGE (Light Trucks)	1978-50
EDSEL	1960-57
FORD (Cars)	1966-49
FORD (Light Trucks)	1968-52
HERCULES	
HUDSON	1957-55
JEEP	1970-65
LINCOLN	1968-58
MERCURY	1966-54
NASH	1957-40
PERKINS	
PLYMOUTH	1978-41
REO	
STUDEBAKER	1960-39
STUDEBAKER (Medium Duty Trucks)	1960-52

33058 180°F
33059 195°F




CADILLAC	1976-68
----------------	---------

33078 180°F
33079 195°F



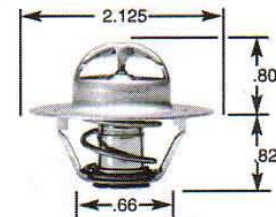
CHECK VALVE BELOW FLANGE
MERCEDES BENZ7/59-newer

33108 180°F
33109 195°F



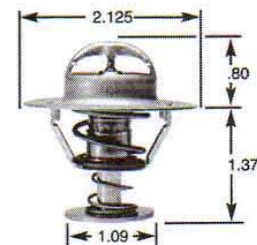
RENAULT	1987-59
SIMCA	1964-58

33128 180°F
33129 195°F



FORD (Cars)	1978-70
MERCURY	1978-70

33188 180°F
33189 195°F




JAGUAR	1996-70
MAZDA (Cars)	1988-70
SUNBEAM	From 1967

THERMOSTAT NUMERICAL LISTING (CONTINUED)

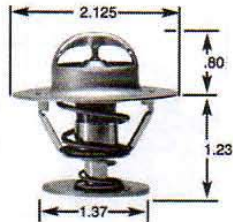
Use as a guide only. Refer to pages 4 to 36 for specific applications

33196 160°F
33198 180°F
33199 195°F




TOYOTA (Light Trucks)1972-69

33056 160°F
33208 180°F
33209 195°F




ALFA-ROMEO1988-69
CITROEN

33258 180°F
33259 195°F



OPEL1980-64
SAAB1974-67
TAUNUS.....1966-64


33478 180°F
33479 195°F



JIGGLE PIN VALVE IN FLANGE

NISSAN-DATSUN (Cars)1973-60
NISSAN-DATSUN (Trucks)1973-60

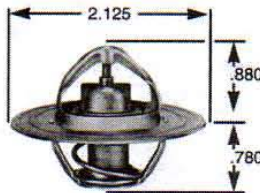
33488 180°F
33489 195°F



JIGGLE PIN VALVE IN FLANGE

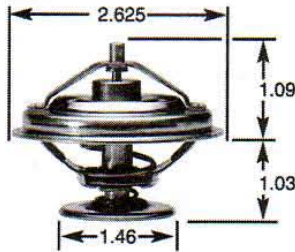
TOYOTA (Cars)1979-68

33508 180°F
33509 195°F




SEE 33006S, 33008S, 33009S FOR APPLICATIONS

33518 176°F



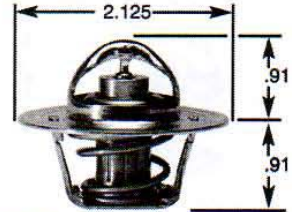
MERCEDES BENZ7/59-newer

33548 180°F



BMW1988-66

33006S 160°F
33008S 180°F
33009S 195°F

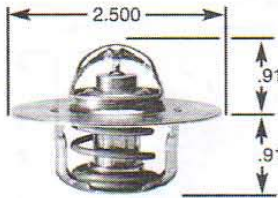


ALFA-ROMEO	1982-56
AMERICAN MOTORS	1979-61
ANGLIA	
AUSTIN & AUSTIN HEALEY	1981-53
BORGWARD	
BRICKLIN	1975-74
BUICK	1981-33
CADILLAC	1967-63
CHECKER	1984-47
CHEVROLET (Cars)	1999-33
CHEVROLET (Light Trucks)	1991-55
CONSUL	
CORTINA	
DODGE (Cars)	1983-51
DODGE (Light Trucks)	1987-60
FIAT	
FORD (Cars)	1996-49
FORD (Light Trucks)	1996-63
FORD ENGLISH	
FRASER	
GMC (Light Trucks)	1991-37
HILLMAN	1981-51
HUDSON	1957-55
HUMBER	1981-57
JAGUAR	1974-49
JEEP	1978-39
KAISER	
LINCOLN	1978-68
MERCEDES BENZ	
MERCURY	1983-49
METROPOLITAN	
M.G.	1981-53
MORGAN	1981-51
MORRIS	1981-50
NASH	1957-55
OLDSMOBILE	1980-49
OPEL	1980-56
PACKARD	1958-35
PLYMOUTH	1983-60
PONTIAC	1976-33
PREFECT	
RILEY	1962-54
ROVER	1990-47
SAAB	1976-65
SIMCA	1982-68
SINGER	1980-52
STUDEBAKER	1966-39
SUNBEAM	1967-53
TRIUMPH	1981-49
VANGUARD	
VAUXHALL	1981-52
WILLYS	
WOLSELEY	1981-48
ZEPHYR-ZODIAC	

THERMOSTAT NUMERICAL LISTING (CONTINUED)

Use as a guide only. Refer to pages 4 to 36 for specific applications

33038S 180°F
33039S 195°F



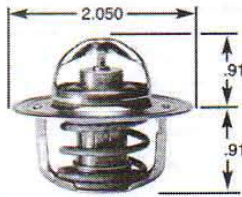
AMERICAN MOTORS	1966-55
BUICK	1966-53
CADILLAC	1962-42
CHRYSLER	1978-59
DESOTO	1961-53
DODGE (Cars)	1978-49
DODGE (Light Trucks)	1978-50
EDEL	1960-57
FORD (Cars)	1966-49
FORD (Light Trucks)	1968-52
HERCULES	
HUDSON	1957-55
JEEP	1970-65
LINCOLN	1968-58
MERCURY	1966-54
NASH	1957-40
PLYMOUTH	1978-41
STUDEBAKER	1960-39

33188S 180F
33189S 195F



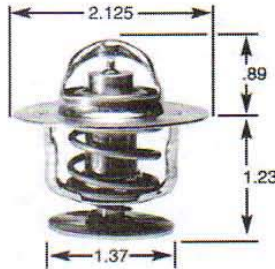
JAGUAR	1966-70
MAZDA (Cars)	1988-70
SUNBEAM	From 1967

33198S 180°F
33199S 195°F



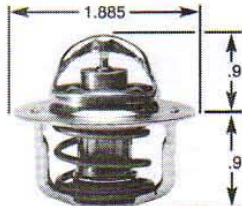
TOYOTA (Light Trucks)1972-69

33208S 180°F
33209S 195°F



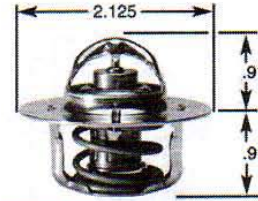
ALFA-ROMEO1988-69
CITROEN

33258S 180°F
33259S 195°F



OPEL	1980-64
SAAB	1974-67
TAUNUS	1966-64

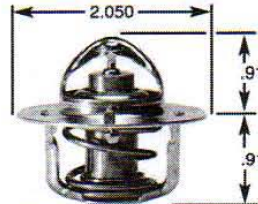
33478S 180°F
33479S 195°F



JIGGLE PIN VALVE IN FLANGE

NISSAN-DATSUN (Cars)	1973-60
NISSAN-DATSUN (Light Trucks)	1973-60

33488S 180°F
33489S 195°F



JIGGLE PIN VALVE IN FLANGE

TOYOTA (Cars)	1979-68
---------------------	---------